



# Quarter Frame Dump

## 27DT & 37DT



Rev.1



Let's face it, we're all working harder today than ever before. So why should you expect anything less from your equipment? Our thoughts exactly. That's why every **BWS** trailer is designed to meet your needs. Our seasoned team of designers and engineers bring together the most innovative technology available to give you a different product, a product that delivers value to you each day, even in extreme environments.

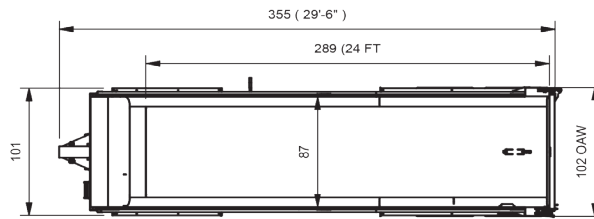
### FEATURES & BENEFITS

- Exceptional durability to tare weight ratio
- Design ensures equal load distribution throughout the dumping cycle for optimum stability
- Tapered box with BWS Load level top rail
- Optimized for 48" to 50" coupler height
- Integrated coupler plate with one piece connection
- Standard 50° dumping angle
- Dual lock pivot pins
- Maintenance free, replaceable pivot bushings
- AR 450 construction
- Heavy duty hinge design, tow eyes and mud flap brackets

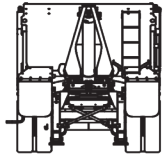


D I F F E R E N T B Y D E S I G N

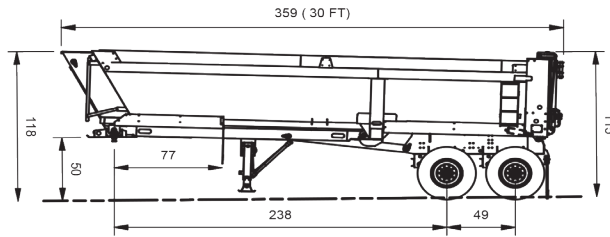
29 Hawkins Road, Centreville, NB E7K 1A4 • Tel: (506) 276-4567 • Fax: (506) 276-4380 • sales@bwstrailers.com



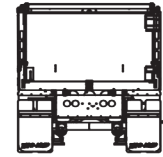
TOP  
SCALE 1 / 100



FRONT  
SCALE 1 / 100



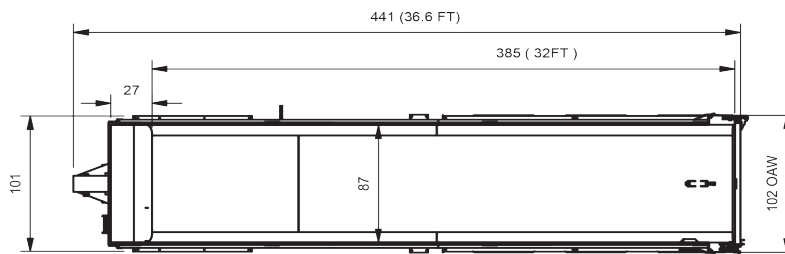
ELEVATION  
SCALE 1 / 100



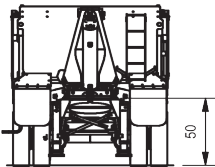
REAR  
SCALE 1 / 100

## 27DT2X V2018 DUAL SWING TAILGATE

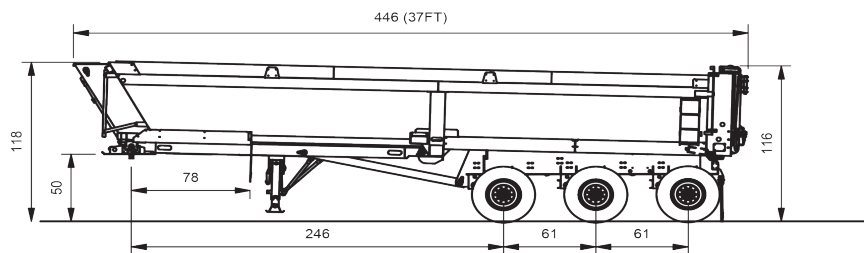
NOTE: ALL DIMENSIONS ARE LOADED AND NOMINAL.



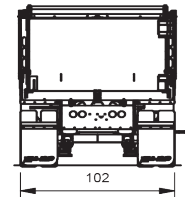
TOP  
SCALE 1 / 100



FRONT  
SCALE 1 / 100



ELEVATION  
SCALE 1 / 100



REAR  
SCALE 1 / 100

## 32DT3X V2018 DUAL SWING TAILGATE